



저작자표시-비영리-변경금지 2.0 대한민국

이용자는 아래의 조건을 따르는 경우에 한하여 자유롭게

- 이 저작물을 복제, 배포, 전송, 전시, 공연 및 방송할 수 있습니다.

다음과 같은 조건을 따라야 합니다:



저작자표시. 귀하는 원저작자를 표시하여야 합니다.



비영리. 귀하는 이 저작물을 영리 목적으로 이용할 수 없습니다.



변경금지. 귀하는 이 저작물을 개작, 변형 또는 가공할 수 없습니다.

- 귀하는, 이 저작물의 재이용이나 배포의 경우, 이 저작물에 적용된 이용허락조건을 명확하게 나타내어야 합니다.
- 저작권자로부터 별도의 허가를 받으면 이러한 조건들은 적용되지 않습니다.

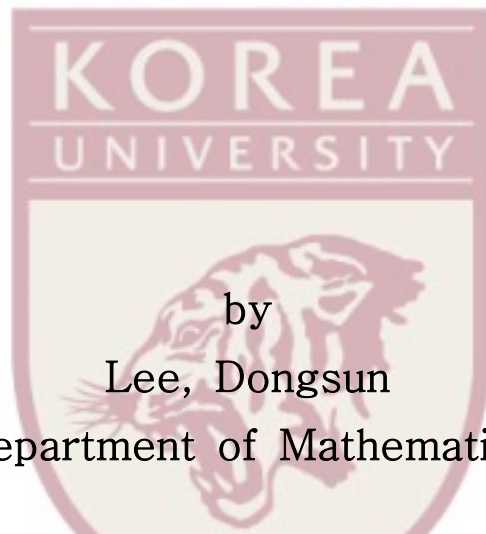
저작권법에 따른 이용자의 권리는 위의 내용에 의하여 영향을 받지 않습니다.

이것은 [이용허락규약\(Legal Code\)](#)을 이해하기 쉽게 요약한 것입니다.

[Disclaimer](#)

Thesis for the Degree
of Master

Phase-field method for mean curvature flow



by
Lee, Dongsun
Department of Mathematics

Graduate School
Korea University

December, 2012

김준석教授指導
碩士學位論文

Phase-field method for mean curvature flow

이 論文을 理學 碩士學位 論文으로 提出함.

2012 年 12 月

高麗大學校大學院
數學科

李東善 (印)



李東善의 理學 碩士學位 論文
審査를 完了함.

2012 年 12 月 日

委員長 _____ (印)

委員 _____ (印)

委員 _____ (印)



Phase-field method for mean curvature flow

By

Dongsun Lee

RESEARCH DISSERTATION

Submitted in partial satisfaction of the requirements for the degree of

Master of Science

in

Mathematics

in the

OFFICE OF GRADUATE STUDIES

of the

KOREA UNIVERSITY

Approved:

Committee Member 1

Committee Member 2

Committee Member 3

Committee in Charge

2012

-i-



Contents

Abstract	iii
Acknowledgments	iv
Chapter 1. Introduction	1
1.1. The fundamental equations	1
1.2. Geodesics	2
Chapter 2. Mean curvature flow	7
2.1. Geometry of hypersurface	7
2.2. Evolution of geometry	9
2.3. Self-similar solutions	12
Chapter 3. Asymptotic analysis	18
3.1. The distance function	19
3.2. The Allen–Cahn equation	20
3.3. Discretization of the Allen–Cahn equation	22
Chapter 4. Conclusion	25
Bibliography	26



Abstract

Mean curvature flow is a geometric deformation process for hypersurface of Euclidean space. We delve into studying mean curvature flow of smooth n -dimensional hypersurface in \mathbb{R}^{n+1} . Let M be an n -dimensional smooth manifold. We wish to study theoretical and numerical the behavior of smooth family $X(\cdot, t) : M \rightarrow \mathbb{R}^{n+1}$ moving by mean curvature flow. Thus, we first consider the initial value problem:

$$\begin{aligned}\frac{\partial}{\partial t}X(p, t) &= \vec{H}(p, t) \\ X(p, 0) &= X_0(p)\end{aligned}$$

where $t > 0$ and $p = (x_1, \dots, x_n)$ is a local coordinate on M and $\vec{H}(p, t)$ denotes the mean curvature vector at the point $X(p, t)$ of the embedded n -dimensional manifold $X(M, t)$, and $X_0 : M \rightarrow \mathbb{R}^{n+1}$ is a given embedding.

From a different point of view, the flow by mean curvature can be constructed as the singular limit of the parabolic Allen–Cahn equation. For mean curvature flow, we consider the semi-linear heat equation

$$\frac{\partial u}{\partial t} - \Delta u + \frac{W'(u)}{\epsilon^2} = 0 \quad \text{in } \mathbb{R}^{n+1} \times (0, \infty)$$

where u , W and ϵ are the order parameter, double well function and small real number. It is formulated that for $\epsilon \rightarrow 0$ the solution u^ϵ becomes ± 1 in an interior $u^\epsilon = 1$ and exterior region $u^\epsilon = -1$, respectively, and the interface between the regions is moved by mean curvature.

To see the behavior of the Allen–Cahn equation for mean curvature flow, we take an example of the self-similar solutions, and observe its convergence to mean curvature.

We refer finally to the works of Angenent [2], Huisken [8], Ilmanen [10], Evans, Soner and Souganidis [7], for a detailed analysis of mean curvature flow, self-similar solutions and asymptotic behaviors of the Allen–Cahn equation.

Key work :Allen-Cahn equation, mean curvature flow, phase-field.



Acknowledgments

In the course of my research, I have received support that I would be remiss not to acknowledge. Thanks goes first and foremost to my supervisor, Professor Junseok Kim, whose enthusiasm, advice and inspiration mathematically as well as otherwise. I would like to thank Professor Seong-Deog Yang for benevolently sharing his expertise on mean curvature flow with me throughout the course of my research. Also, I offer my thanks to Professor Young Wook Kim, whose interest and ideas encouraging me to study. I want to thank all three Professors for being selfless supportive of me. I must also thank the National Research Foundation of Korea for the financial support that made my research possible.



Chapter 1

Introduction

We begin with some basic settings. The following background materials can be found in [4, 5, 13, 15, 18, 19, 21]. Note that all manifolds M are smooth and n -dimensional in this and next chapters. It admits that for every point $p \in M$, there exists a coordinate neighborhood U of p in M such that in the local coordinates x_i corresponding to U .

1.1. The fundamental equations

1.1.1. The first fundamental form. We shall express the first fundamental form in the basis $\{\mathbf{x}_u, \mathbf{x}_v\}$ associated to a parametrization $\mathbf{x}(u, v)$ at p . Then the parameter (u, v) is mapped to the point of \mathbb{R}^{n+1} . In coordinates $\mathbf{x}(u, v)$, the first fundamental form is described by the following symmetric, positive definite matrix g_{ij}

$$(g_{ij}) = \begin{pmatrix} E & F \\ F & G \end{pmatrix} = \begin{pmatrix} \left(\frac{\partial \mathbf{x}}{\partial u}, \frac{\partial \mathbf{x}}{\partial u} \right) & \left(\frac{\partial \mathbf{x}}{\partial u}, \frac{\partial \mathbf{x}}{\partial v} \right) \\ \left(\frac{\partial \mathbf{x}}{\partial v}, \frac{\partial \mathbf{x}}{\partial u} \right) & \left(\frac{\partial \mathbf{x}}{\partial v}, \frac{\partial \mathbf{x}}{\partial v} \right) \end{pmatrix} \quad (1.1)$$

In terms of these parameters, one writes the first fundamental form as a quadratic differential

$$(ds)^2 = E(u, v)(du)^2 + 2F(u, v)dudv + G(u, v)(dv)^2,$$

where ds is called the element measure.

1.1.2. Orthogonal coordinates. Let U be a surface patch, and assume that the metric is given by

$$(ds)^2 = E(u, v)(du)^2 + G(u, v)(dv)^2,$$



so that $F(u, v) = 0$. Moreover, if we consider the coordinate curve $u = \text{const}$, $v = v(s)$ or $u = u(s)$, $u = \text{const}$ with the parameter s , then the direction coefficients of the parametric curves are given by

$$\left(0, \frac{1}{\sqrt{G}}\right), \text{ or } \left(\frac{1}{\sqrt{E}}, 0\right),$$

since along the curve $v = \text{const}$, u alone varies, so that u can be taken as $ds^2 = Edu^2$, dv being zero. At each point on the surface, let us have a vector $\alpha(s)$ and its tangential vector $\alpha'(s)$. If we denote the direction coefficients of two directions $\mathbf{x}_u, \mathbf{x}_v$ at the same point by (l, m) and (l', m') , then the angle θ between these two directions is given by

$$\cos \theta = \alpha \cdot \alpha' = (l\mathbf{x}_u + m\mathbf{x}_v) \cdot (l'\mathbf{x}_u + m'\mathbf{x}_v) = Ell' + F(lm' + l'm) + Gmm'.$$

Since we have the normal vector N of α and $\sin \theta$ such that

$$\begin{aligned} N \sin \theta &= \alpha \times \alpha' = (l\mathbf{x}_u + m\mathbf{x}_v) \times (l'\mathbf{x}_u + m'\mathbf{x}_v) \\ &= (\mathbf{x}_u \times \mathbf{x}_v)(lm' - l'm) = \sqrt{EG - F^2}N(lm' - l'm), \end{aligned}$$

we get

$$\sin \theta = \sqrt{EG - F^2}(lm' - l'm).$$

If we have the parametric curve C for $v = \text{const}$, then the direction coefficients are given by

$$l = \frac{1}{\sqrt{E}}, \quad m = 0, \quad l' = u', \quad m' = v'.$$

Further $F = 0$, we have that

$$\cos \theta = \sqrt{E}u', \quad \sin \theta = \sqrt{G}v'. \quad (1.2)$$

1.2. Geodesics

Let C be an oriented regular curve on surface S , and let $\alpha(s)$ be a parametrization of C , in neighborhood of $p \in S$, by the arc length s . When T is the unit tangent



vector of a curve C on the surface S , this curvature vector $\vec{\kappa}$ is decomposed into dT/ds , i.e.,

$$\frac{dT}{ds} = \vec{\kappa} = \kappa_n \vec{n} + \kappa_g \vec{g},$$

where $\vec{\kappa}$, $\kappa_n \vec{n}$ and $\kappa_g \vec{g}$ are curvature, normal curvature and tangential curvature vectors, respectively. The tangential curvature vector is also called the geodesic curvature vector. In word, the curvature vector is the sum of the normal and the tangential curvature vectors. Let w be a differentiable field of unit vectors along a parametrized curve $\alpha : I \rightarrow S$ on an oriented surface S in some interval $I \subset \mathbb{R}$. Since $w(t)$, $t \in I$ is a unit vector field, $(dw/dt)(t)$ is normal to $w(t)$, and

$$\frac{Dw}{dt} = \lambda(N \times w(t)), \quad (1.3)$$

where λ is the algebraic value of the covariant derivative of w at t , and is defined by

$$\lambda(t) = \left[\frac{Dw}{dt} \right] = \left(\frac{dw}{dt}, N \times w \right). \quad (1.4)$$

We now consider the vector product. The following rules are readily checked.

$$\begin{aligned} u \times v &= -v \times u, \\ (au + bw) \times v &= au \times v + bw \times v, \\ u \times v &= 0 \text{ if and only if } u \text{ and } v \text{ are linearly independent,} \\ (u \times v) \cdot u &= 0, \quad (u \times v) \cdot v = 0, \\ (u \times v) \times w &= (u, w)v - (v, w)u \end{aligned} \quad (1.5)$$

where u, v, w are vectors and a, b are scalars.

LEMMA 1.2.1. *Let a and b be differentiable functions in I with $a^2 + b^2 = 1$ and ϕ_0 be such that $a(t_0) = \cos \phi_0$, $b(t_0) = \sin \phi_0$. Define the differentiable function*

$$\phi = \phi_0 + \int_{t_0}^t (ab' - ba')dt, \quad (1.6)$$

then it is such that $\cos \phi(t) = a(t)$, $\sin \phi(t) = b(t)$, $t \in I$, and $\phi(t_0) = \phi_0$.



PROOF. Note that $\cos \phi(t) = a(t)$ and $\sin \phi(t) = b(t)$ follow immediately from

$$\begin{aligned} 0 &= (a - \cos \phi)^2 + (b - \sin \phi)^2 \\ 1 &= a \cos \phi + b \sin \phi, \end{aligned} \tag{1.7}$$

since $a^2 + b^2 = 1$. Differentiating equation (1.6), (1.7) and $a^2 + b^2 = 1$ give that

$$\begin{aligned} 0 &= a' \cos \phi - a(\sin \phi)\phi' + b' \sin \phi + b(\cos \phi)\phi' \\ &= a' \cos \phi + \frac{bb'}{a'}(\sin \phi)(ab' - ba') + b' \sin \phi - \frac{aa'}{b'}(\cos \phi)(ab' - ba') \\ &= -b'(\sin \phi)(a^2 + b^2) - a'(\cos \phi)(a^2 + b^2) + a' \cos \phi + b' \sin \phi. \end{aligned}$$

If we set $h(\phi) := a \cos \phi + b \sin \phi$, then $h'(\phi) = 0$. Therefore $h(\phi) = \text{const}$ and $h(\phi_0) = 1$, as required. \square

Let v and w be two differentiable vector fields along the parametrized curve $\alpha : I \rightarrow S$ with $|v(t)| = |w(t)| = 1$, $t \in I$. We define a differentiable function $\phi : I \rightarrow \mathbb{R}$ in such a way that $\phi(t)$, $t \in I$, is a determination of the angle from $v(t)$ to $w(t)$ in the orientation of S . We see the differentiable vector field \bar{v} along α , defined by the condition that $\{v(t), \bar{v}(t)\}$ is an orthonormal positive basis for every $t \in I$. Thus, this gives that

$$w(t) = a(t)v(t) + b(t)\bar{v}(t). \tag{1.8}$$

where a and b are differentiable functions in I and $a^2 + b^2 = 1$.

LEMMA 1.2.2. *Let v and w be two differentiable vector fields along the curve $\alpha : I \rightarrow S$, with $|w(t)| = |v(t)| = 1$, $t \in I$. Then we have*

$$\left[\frac{Dw}{dt} \right] - \left[\frac{Dv}{dt} \right] = \frac{\partial \phi}{dt},$$

where ϕ is the angle from v to w .



PROOF. We set the vectors $\bar{v} = N \times v$ and $\bar{w} = N \times w$. From (1.2.1), (1.5) and (1.8),

$$w = (\cos \phi)v + (\sin \phi)\bar{v}, \quad (1.9)$$

$$\bar{w} = N \times w = (\cos \phi)N \times v + (\sin \phi)N \times \bar{v} = (\cos \phi)\bar{v} - (\sin \phi)v. \quad (1.10)$$

Differentiating (1.9) with respect to t gives

$$w' = -(\sin \phi)\phi'v + (\cos \phi)v' + (\cos \phi)\phi'\bar{v} + (\sin \phi)\bar{v}'.$$

Next we take the inner product (w', \bar{w}) using the fact that $(v, \bar{v}) = 0$, thus, $(v', \bar{v}) = -(v, \bar{v}')$. Further, we have that $(v, \bar{v}) = 0$, $(v, v') = 0$ and (1.10), then

$$\begin{aligned} (w', \bar{w}) &= (\sin^2 \phi)\phi' + (\cos^2 \phi)(v', \bar{v}) + (\cos^2 \phi)\phi' - (\sin^2 \phi)(\bar{v}', v) \\ &= \phi' + (\cos^2 \phi)(v', \bar{v}) - (\sin^2 \phi)(\bar{v}', v). \end{aligned}$$

We get

$$(w', \bar{w}) = \phi' + (\cos^2 \phi + \sin^2 \phi)(v', \bar{v}) = \phi' + (v', \bar{v}).$$

The rest follows easily by combining (1.3) with

$$(w', \bar{w}) = \left(\frac{dw}{dt}, \bar{w} \right) = \left[\frac{Dw}{dt} \right] (N, \times w, \bar{w}) = \left[\frac{Dw}{dt} \right].$$

Thus, this concludes that

$$\begin{aligned} \left[\frac{Dw}{dt} \right] &= (w', \bar{w}) = \phi' + (v', \bar{v}) = \frac{d\phi}{dt} + \left[\frac{Dv}{dt} \right], \\ \left[\frac{Dw}{dt} \right] - \left[\frac{Dv}{dt} \right] &= \frac{d\phi}{dt}. \end{aligned}$$

□

Our proof has a geometrical interpretation. If we assume that C is a curve on surface S , and $\alpha(s)$ is parametrized by the arc length s of C at $p \in C$, and $v(s)$ a parallel field along $\alpha(s)$. Then by taking $w(s) = \alpha'(s)$, we get

$$\kappa_g(s) = \left[\frac{D\alpha'(s)}{ds} \right] = \frac{d\phi}{ds}. \quad (1.11)$$



Thus, the geodesic curvature is the rate of change of the angle that the tangent to the curve makes with a parallel direction along the curve.

LEMMA 1.2.3. *Let $\mathbf{x}(u, v)$ be an orthogonal parametrization of a neighborhood of an oriented surface S , and $w(t)$ be a differentiable field of unit vectors along the curve $\mathbf{x}(u(t), v(t))$. Then we have*

$$\left[\frac{Dw}{dt} \right] = \frac{1}{2\sqrt{EG}} \left(G_u \frac{dv}{dt} - E_v \frac{du}{dt} \right) + \frac{d\phi}{dt}, \quad (1.12)$$

where $\phi(t)$ is the angle from x_u to $w(t)$.

Observe that $e_1 = \mathbf{x}_u/\sqrt{E}$, $e_2 = \mathbf{x}_v/\sqrt{G}$ be the unit vectors tangent to the coordinate curves. By (1.4), $e_1 \times e_2 = N$ and (1.2.2), we have that

$$\left[\frac{Dw}{dt} \right] = \left[\frac{De_1}{ddt} \right] + \frac{d\phi}{dt}, \quad (1.13)$$

where $e_1(t) = e_1(u(t), v(t))$. For the next, we find

$$\left[\frac{De_1}{dt} \right] = \left(\frac{de_1}{dt}, N \times e_1 \right) = \left(\frac{de_1}{dt}, e_2 \right) = ((e_1)_u, e_2) \frac{du}{dt} + ((e_1)_v, e_2) \frac{dv}{dt}. \quad (1.14)$$

We get $(\mathbf{x}_{uu}, \mathbf{x}_v) = -E_v/2$, owing to $F = 0$ and therefore

$$((e_1)_u, e_2) = \left(\left(\frac{\mathbf{x}_u}{\sqrt{E}} \right)_u, \frac{\mathbf{x}_v}{\sqrt{G}} \right) = -\frac{1}{2} \frac{E_v}{\sqrt{EG}}. \quad (1.15)$$

In the same fashion,

$$((e_1)_v, e_2) = \frac{1}{2} \frac{G_u}{\sqrt{EG}}. \quad (1.16)$$

Combining (1.14), (1.15) and (1.16) and plugging this equation into (1.13) give that

$$\left[\frac{Dw}{dt} \right] = \frac{1}{2\sqrt{EG}} \left(G_u \frac{dv}{dt} - E_v \frac{du}{dt} \right) + \frac{d\phi}{dt}.$$



Chapter 2

Mean curvature flow

2.1. Geometry of hypersurface

We denote the embedding map by $X : M \rightarrow \mathbb{R}^{n+1}$. The tangent vectors $\partial_i X(p) \equiv \partial X(p)/\partial p_i$, $1 \leq i \leq n$ form a basis of the tangent space $T_x M$ at $x = X(p)$ at every $p \in M$. The metric is the same as (1.1), but given differently by

$$g_{ij} = \partial_i X \cdot \partial_j X \quad \text{for } 1 \leq i, j \leq n, \quad (2.1)$$

the inverse metric by

$$g^{ij} = g_{ij}^{-1}, \quad (2.2)$$

and the area element is given by

$$\sqrt{g} = \sqrt{\det g_{ij}}. \quad (2.3)$$

Let ν be a choice of unit normal field to M . In particular, this satisfies $\nu \cdot \partial_i X = 0$ on M for $1 \leq i \leq n$. Note also that $\partial_i \nu$ is tangential vector field to M for $1 \leq i \leq n$ since ν has unit length. The second fundamental form of M is defined by

$$h_{ij} = \partial_i \nu \cdot \partial_j X = -\nu \cdot \partial_i \partial_j X. \quad (2.4)$$

The eigenvalues $\kappa_1, \dots, \kappa_n$ of the Weingarten map given by $A_i^j = g^{ik} h_{kj}$ are called the principal curvatures of M . The mean curvature H can be expressed in terms of the values such that

$$H = \sum_i^n \kappa_i = g^{ij} h_{ij} = g^{ij} \partial_i \nu \cdot \partial_j X = \operatorname{div}^M \nu. \quad (2.5)$$



The mean curvature vector of M is given by

$$\vec{H} = -H\nu = -(\operatorname{div}^M \nu)\nu. \quad (2.6)$$

The tangential gradient of a function $h : M \rightarrow \mathbb{R}$ is denoted by $\nabla^M h$ and defined by

$$\nabla^M h = \nabla h - (\nabla h, \nu)\nu. \quad (2.7)$$

Thus, it is checked that $\nabla^M h$ is the projection of the standard Euclidean gradient ∇h on the hypersurface tangent to M . Given a vector field $V : M \rightarrow \mathbb{R}^{n+1}$, we denote the components of V and the vectors of the canonical basis in \mathbb{R}^{n+1} by V^1, \dots, V^{n+1} and e_1, \dots, e_{n+1} , respectively. Then $\operatorname{div}^M V : M \rightarrow \mathbb{R}$ is defined by

$$\operatorname{div}^M V = \sum_{\alpha=1}^{n+1} (\nabla^M V_\alpha) \cdot e_\alpha. \quad (2.8)$$

where ν_α is the α -component of ν . If we derive a more explicit form of $\operatorname{div}^M V$ using (2.7),

$$\operatorname{div}^M V = \sum_{\alpha=1}^{n+1} \left(\nabla V_\alpha - \left(\sum_{\beta=1}^{n+1} \frac{\partial V_\alpha}{\partial y_\beta} \nu_\beta \right) \nu \right) \cdot e_\alpha. \quad (2.9)$$

The divergence theorem states that if M is a smooth and closed compact support manifold, then for any $V : M \rightarrow \mathbb{R}$,

$$\int_M \operatorname{div}^M V d\mu = \int_M H(V\nu) d\mu. \quad (2.10)$$

To see that, we decompose V into its tangent and normal parts:

$$V = V^\top + V^\perp,$$

where $V^\perp = (V, \nu)\nu$. Then we have

$$\operatorname{div}^M V^\perp = (\nu \cdot V) \operatorname{div} \nu = (\operatorname{div}^M \nu \cdot \nu, V) = -(\vec{H}, V).$$

On the other hand, the tangential component V^\top can be evaluated by the divergence theorem

$$\int_M \operatorname{div}^M V^\top = \int_{\partial M} (V^\top, \vec{n}),$$



where \vec{n} is the inward pointing unit normal along ∂M , tangent to M . But because V has compact support, this reduces to zero and therefore

$$\int_M \operatorname{div}^M V = \int_M (\operatorname{div}^M V^\top + \operatorname{div}^M V^\perp) = - \int_M (\bar{H}, V). \quad (2.11)$$

2.2. Evolution of geometry

Recall that $X(\cdot, t)$ is a one-parameter family of smooth hypersurface as in the previous section. We say that it is a solution of mean curvature flow if

$$\frac{\partial}{\partial t} X(p, t) = -H(p, t)\nu(p, t), \quad p \in M^n, \quad t > 0. \quad (2.12)$$

For the given family X evolving by mean curvature flow, we denote by Φ the function f evaluated on M , i.e.,

$$\Phi(p, t) = f(X(p, t), t), \quad p \in M, \quad t \in [0, T).$$

Then we have

$$\frac{\partial}{\partial t} \Phi = \nabla f \cdot \frac{\partial F}{\partial t} + \frac{\partial f}{\partial t}. \quad (2.13)$$

In order to prove the following, we use the fact that for a non-singular metric g_{ij} with its inverse g^{ij} , the determinant g evolves according to

$$\frac{d}{dt} g = \frac{d}{dt} (\det g) = \det g \operatorname{Tr} \left(g^{-1} \frac{d}{dt} g \right) = (\det g) g^{ij} \frac{d}{dt} g_{ij}. \quad (2.14)$$

LEMMA 2.2.1. (*Evolution equations [9]*) Under mean curvature flow,

$$\frac{\partial}{\partial t} g_{ij} = -2Hh_{ij}, \quad (2.15)$$

$$\frac{\partial}{\partial t} \sqrt{g} = -H^2 \sqrt{g}. \quad (2.16)$$

PROOF. Since X_t with time variable t , moves by mean curvature $\partial X / \partial t = H\nu$, we can commute the mixed partial derivatives below to get

$$\begin{aligned} \frac{\partial g_{ij}}{\partial t} &= \frac{\partial}{\partial t} \left(\frac{\partial X}{\partial x_i}, \frac{\partial X}{\partial x_j} \right) = \left(\frac{\partial}{\partial x_i} (-H\nu), \frac{\partial X}{\partial x_j} \right) + \left(\frac{\partial X}{\partial x_i}, \frac{\partial}{\partial x_j} (-H\nu) \right) \\ &= -H \left(\frac{\partial \nu}{\partial x_i}, \frac{\partial X}{\partial x_j} \right) - H \left(\frac{\partial X}{\partial x_i}, \frac{\partial \nu}{\partial x_j} \right) = -2Hh_{ij}. \end{aligned}$$



To see the second equation, we use equations (2.14), (2.5) and (2.15). Therefore,

$$\begin{aligned}\frac{\partial}{\partial t}\sqrt{g} &= \frac{1}{2\sqrt{g}}\frac{\partial}{\partial t}g = \frac{1}{2\sqrt{g}}gg^{ij}\frac{\partial}{\partial t}g_{ij} = \frac{1}{2}\sqrt{g}g^{ij}(-2Hh_{ij}) = -Hg^{ij}h_{ij}\sqrt{g} \\ &= -H^2\sqrt{g}\end{aligned}$$

as required. \square

If $d\mu_t$ is the measure on M_t , then $\mu = \sqrt{\det g_{ij}}$, and the area element of a solution of mean curvature flow satisfies the evolution equation

$$\frac{\partial}{\partial t}d\mu_t = -|\vec{H}|^2d\mu_t \quad (2.17)$$

for all $t \in I$ the interval of times.

LEMMA 2.2.2. *Let M_t move by mean curvature flow in an open subset $U \subset \mathbb{R}^{n+1}$ there holds*

$$\frac{d}{dt}\int_{M_t}fd\mu = \int_{M_t}\left(\frac{\partial f}{\partial t} - H\nabla f \cdot \nu - H^2f\right)d\mu \quad (2.18)$$

for all the time interval I and $f \in C_0^1$.

PROOF. Let us see that for a test function f , we have, by definition of mean curvature flow and by (2.13) and (2.17)

$$\begin{aligned}\frac{d}{dt}\int_{M_t}fd\mu &= \int_{M_t}\left(\frac{\partial f}{\partial t} + \nabla f \cdot \frac{\partial X}{\partial t}\right)d\mu + \int_{M_t}f\frac{\partial}{\partial t}d\mu \\ &= \int_{M_t}\left(\frac{\partial f}{\partial t} - H\nabla f \cdot \nu - H^2f\right)d\mu.\end{aligned}$$

\square

2.2.1. Monotonicity formula. Let $\rho(y, t)$ be the backward heat kernel for any $\bar{t} \geq t_1$ with $t \in (t_0, t_1)$,

$$\rho(y, t) = \frac{1}{(4\pi(\bar{t} - t))^{n/2}} \exp\left(-\frac{|y|^2}{4(\bar{t} - t)}\right), \quad y \in \mathbb{R}^{n+1}, \quad t < \bar{t}.$$



THEOREM 2.2.1. (*Huisken's theorem from [8]*) *If a surface M_t satisfies for $t < 0$ then we have the monotonicity formula*

$$\frac{d}{dt} \int_{N_t} \rho(x, t) d\mu_t = - \int_{N_t} \rho(x, t) \left| \vec{H} - \frac{1}{2t} \vec{X}^\perp \right| d\mu_t,$$

where X^\perp is the normal component of X .

PROOF. Let us introduce the vector field $V : \mathbb{R}^{n+1} \rightarrow \mathbb{R}^{n+1}$,

$$V = y \exp\left(\frac{|y|^2}{4\tau}\right)$$

where $y = (y_1, \dots, y_{n+1})$ and $\tau = \bar{t} - t$. Applying the tangential divergence of V and considering the below equation

$$\frac{\partial V_\alpha}{\partial y_\beta} = \left(\delta_{\alpha\beta} - \frac{y_\alpha y_\beta}{2\tau} \right) \exp\left(-\frac{|y|^2}{4\tau}\right)$$

give that

$$\begin{aligned} \operatorname{div}^M V &= \left(n + 1 - \frac{|y|^2}{2\tau} \right) \exp\left(-\frac{|y|^2}{4\tau}\right) - \left(|\nu|^2 - \frac{(y, \nu)^2}{2\tau} \right) \exp\left(-\frac{|y|^2}{4\tau}\right) \\ &= \left(n - \frac{|y^\perp|^2}{2\tau} \right) \exp\left(-\frac{|y|^2}{4\tau}\right), \end{aligned}$$

where y^\perp denotes the normal component of y . Together with the divergence theorem (2.11), we get

$$\int_M \left(n - \frac{|y^\perp|^2}{2\tau} \right) \exp\left(-\frac{|y|^2}{4\tau}\right) d\mu = \int_M H(V \cdot \nu) d\mu. \quad (2.19)$$

We start off again by introducing $\tau = \bar{t} - t$ and calculate

$$\frac{\partial \rho}{\partial t} = \left(\frac{n}{2\tau} - \frac{|y|^2}{4\tau^2} \right) \rho, \quad \nabla \rho = -\frac{y}{2\tau} \rho. \quad (2.20)$$

From this, we get

$$\frac{\partial \rho}{\partial t} - H \nabla \rho \cdot \nu - H^2 \rho = \frac{n}{2\tau} \rho - \left| \frac{y}{2\tau} - H\nu \right|^2 \rho + H \nabla \rho \cdot \nu. \quad (2.21)$$

From (2.20),

$$\nabla \rho = -\frac{\rho}{2\tau} \cdot y \exp\left(-\frac{|y|^2}{4\tau}\right) / \exp\left(-\frac{|y|^2}{4\tau}\right) = -\frac{\rho}{2\tau} \frac{V}{\exp\left(-\frac{|y|^2}{4\tau}\right)}$$



Observe that V can be expressed by $\nabla\rho$ and a space independent variable such that

$$V = \nabla\rho \frac{\exp\left(-\frac{|y|^2}{4\tau}\right)}{-\frac{\rho}{2\tau}} = -\frac{(4\pi\tau)^{n/2}}{2\tau}.$$

Therefore, applying this with equation (2.19), we have

$$\int_M H(\nabla\rho \cdot \nu) d\mu = -\int_M \left(n - \frac{|y|^2}{2\tau}\right) \frac{\rho}{2\tau} d\mu. \quad (2.22)$$

Putting together with (2.18), (2.21) and (2.22) gives

$$\frac{d}{dt} \int_M \rho(y, t) d\mu = \int_M \left(-\left|\frac{y}{2\tau} - H\nu\right|^2 \rho + \frac{|y^\top|^2}{4\tau^2} \rho\right) d\mu. \quad (2.23)$$

Note that

$$\left|\frac{y}{2\tau} - H\nu\right|^2 = \left|\left(\frac{y^\perp}{2\tau} - H\nu\right) + \frac{y^\top}{2\tau}\right|^2 = \left|\frac{y^\perp}{2\tau} - H\nu\right|^2 + \frac{|y^\top|^2}{4\tau^2}. \quad (2.24)$$

Combining (2.24) with (2.23) and $y \equiv X$ give

$$\frac{d}{dt} \int_{M_t} \rho(x, t) d\mu_t = -\int_{M_t} \rho(x, t) \left|\vec{H} - \frac{1}{2t} \vec{X}^\perp\right| d\mu_t. \quad (2.25)$$

□

2.3. Self-similar solutions

A self-similar solution forms the surface that translates or shrinks under homothetically. In this section, self-shrinking doughnut and self-translating grim reaper solutions are considered. Note that there are other examples such as plane, sphere, cylinder, Tom Ilmanen's shrinker of genus 8 [10] and [11], self-shrinking trumpet ends [12], toruspheres [16] and desingularizing the intersection of grim reapers [17]. We first deduce the equation that holds for any self-similar solution. For convenience, we assume that the surface X_t becomes singular at $T = 0$. We further impose the ansatz as the self-similar shrinker

$$P_t = \lambda(t) \cdot P_0 \quad (2.26)$$

where P_1 is the surface at time $t = -1$ and $\lambda(t) : \mathbb{R}^- \cup \{0\} \rightarrow \mathbb{R}^+ \cup \{0\}$ is the homothety factor such that $\lambda(-1) = 1$ and $\lambda(0) = 0$. Suppose X be the embedding



of M and $\bar{X} = \lambda \cdot X$, then the metric \bar{g}_{ij} and second fundamental form \bar{h}_{ij} of the X_t change accordingly

$$\begin{aligned}\bar{g}_{ij} &= \partial_i X_t \cdot \partial_j X_t = \lambda^2 g_{ij} \\ \bar{h}_{ij} &= -\nu \cdot \partial_i \partial_j X_t = \lambda h_{ij}.\end{aligned}$$

Note that we get

$$\bar{H} = \bar{g}^{ij} \bar{h}_{ij} = \frac{1}{\lambda^2} g^{ij} \cdot \lambda h_{ij} = \frac{1}{\lambda} H. \quad (2.27)$$

Now we apply the ansatz $P_t = \lambda(t) \cdot P_0$ into the mean curvature flow equation

$$\frac{\partial}{\partial t}(\lambda(t) \cdot X) = \frac{\vec{H}}{\lambda(t)}.$$

Now working on,

$$\frac{d\lambda}{dt} \cdot \lambda \cdot X = \vec{H}, \quad (2.28)$$

we get the following ordinary difference equation

$$\frac{d\lambda}{\lambda} \cdot \lambda = C,$$

where C is a constant, and the equation is independent of \vec{H} and X since it is the self-shrinking surface. Thus, solve it, we have $\lambda(t) = \sqrt{C \cdot t}$. Applying the conditions $\lambda(-1) = 1$ and $\lambda(0) = 0$, we have

$$\lambda(t) = \sqrt{-t}. \quad (2.29)$$

This leads to

$$\lambda(t) = -t^{\frac{1}{2}}, \quad \lambda'(t) = -\frac{1}{2}(-t)^{-\frac{1}{2}}, \quad \lambda(t) \cdot \lambda'(t) = -\frac{1}{2}. \quad (2.30)$$

If we plug (2.29) into (2.28) and use (2.30), we get the the following elliptic parametric equation

$$H + \frac{X \cdot \nu}{2} = 0. \quad (2.31)$$



2.3.1. Liouville's formula.

LEMMA 2.3.1. *If $\alpha(s)$ is a parametrization on the surface S . Let $\phi(s)$ be the angle between x_u and $\alpha'(s)$. Then*

$$\kappa_g = \frac{d\phi}{ds} - \frac{(\sqrt{E})_v}{\sqrt{EG}} \cos \phi + \frac{(\sqrt{G})_u}{\sqrt{EG}} \sin \phi. \quad (2.32)$$

This can be written as

$$\kappa_g = \frac{d\phi}{ds} + \kappa_u \cos \phi + \kappa_v \sin \phi,$$

where

$$\kappa_u = -\frac{(\sqrt{E})_v}{\sqrt{EG}}, \quad \kappa_v = \frac{(\sqrt{G})_u}{\sqrt{EG}}.$$

Thus, κ_u and κ_v are the geodesic curvatures of the curves $\{v = \text{const}\}$, and the curves $\{u = \text{const}\}$, respectively.

PROOF. If we let $w = \alpha'(s)$ in (1.12) and use (1.11), we have

$$\kappa_g = \frac{1}{2\sqrt{EG}} \left(G_u \frac{dv}{ds} - E_v \frac{du}{ds} \right) + \frac{d\phi}{ds}. \quad (2.33)$$

For the orthogonal coordinate, we have $dv/ds = 0$ and $du/ds = 1/\sqrt{E}$ in the case of $v = \text{const}$ and $u = u(s)$. For the each case, we plug these equations into (2.33). Then we obtain the following equations, respectively.

$$\begin{aligned} (\kappa_g)_1 &= -\frac{E_v}{2E\sqrt{G}}, \\ (\kappa_g)_2 &= \frac{G_u}{2G\sqrt{E}}. \end{aligned}$$

If we put these equations in (2.33), then

$$\kappa_g = (\kappa_g)_1 \sqrt{E} \frac{du}{ds} + (\kappa_g)_2 \sqrt{G} \frac{dv}{ds} + \frac{d\phi}{ds}. \quad (2.34)$$

Since (1.2), we finally have the following

$$\kappa_g = (\kappa_g)_1 \cos \phi + (\kappa_g)_2 + \frac{d\phi}{ds}.$$

□



2.3.2. Self-shrinking doughnut. By definition a self-similar shrinker (2.26), one finds that self similar solution satisfies (2.31). Indeed, the solutions to (2.31) are exactly the immersions $X_0 : M^n \rightarrow \mathbb{R}^{n+1}$ at which the functional

$$A(X) = \int_{M^n} e^{-|X(p)|^2/4} d\sigma_X^n(p)$$

is stationary. The measure $d\sigma_X^n$ is called the n -dimensional volume element which $X : M \rightarrow \mathbb{R}^{n+1}$ induces on M . A direct calculation verifies that first variation of $A(X)$ under a normal variation $X(\epsilon, p) = X_0(p) + \epsilon u(p) \nu_{X_0}(p)$ for any given $C^\infty(M^n)$ is given by

$$\left. \frac{dA(X_0 + \epsilon u \nu_{X_0})}{d\epsilon} \right|_{\epsilon=0} = - \int_{M^n} e^{-|X(p)|^2/4} \left\{ nH_{X_0}(p) + \frac{1}{2}(X_0(p), \nu_{X_0}) \right\} d\sigma_X^n(p).$$

Thus, the solutions to (2.31) are the minimal hypersurfaces in \mathbb{R}^{n+1} with respect to the metric $ds^2 = e^{-|x|^2/4n} \{(dx_0)^2 + \dots + (dx_n)^2\}$. If we consider hypersurfaces of revolution, the X_0 has the form

$$X_0(s, \omega) = x(s)\vec{e}_0 + r(s)\vec{\omega} : (a, b) \times \mathbb{S}^{n-1} \rightarrow \mathbb{R}^{n+1},$$

where we rotate an $x_0 - x_1$ plane curve $x(s), r(s)$ with $r(s) > 0$ ($s \in (a, b)$) around the x_0 axis. We note that \mathbb{S}^{n-1} is the standard unit sphere and \vec{e}_0 is the first unit basis vector $(1, 0, \dots, 0)$ in \mathbb{R}^{n+1} .

To construct a self-similar doughnut in \mathbb{R}^3 , we are required to find the curve $\{(x(s), r(s)) | s \in [a, b]\}$, $a, b \in \mathbb{R}$, is geodesic in the upper half plane $r > 0$ with metric $ds^2 = r^2 e^{-(x^2+r^2)}(dx^2 + dr^2)$. In fact, the volume element $d\sigma_X^n$ is given by

$$d\sigma_X^n = r(s)^{n-1} \sqrt{x'(s)^2 + r'(s)^2} \cdot ds d\omega^{n-1},$$

where $d\omega^{n-1}$ is the volume element on the $n - 1$ sphere. Thus, we have

$$\begin{aligned} A(x_0) &= \int_a^b \int_{\mathbb{S}^{n-1}} r^{n-1}(s) \sqrt{x'(s)^2 + r'(s)^2} \cdot e^{-(x^2(s)+r^2(s))/4} ds d\omega^{n-1} \\ &= \text{vol}(\mathbb{S}^{n-1}) \int_a^b r^{n-1}(s) \sqrt{x'(s)^2 + r'(s)^2} ds. \end{aligned}$$

The functional $A(X)$ will be stationary at X corresponding to $x(s), r(s)$ if and only if the curve $\{(x(s), r(s)) : s \in (a, b)\}$ is a geodesic in the upper half plane $\{r > 0\}$



with metric

$$(ds)^2 = r(s)^{2(n-1)} e^{-(x^2+r^2)/4} ((dx)^2 + (dr)^2).$$

Then the Liouville's formula 2.32 induces the following ordinary differential equations and the curve forms a torus by rotating a simple closed curve around an r -axis. We denote the angle of the unit tangent vector $(dx/ds, dr/ds)$ by θ and s is the arc-length parameter. Plugging into the formula, we get

$$\begin{aligned} \frac{d\theta}{ds} &= \frac{1}{2} \left\{ \frac{\partial}{\partial r} \log(r^{2(n-1)} \cdot e^{-(x^2+r^2)}) \cdot \cos \theta - \frac{\partial}{\partial x} \log(r^{2(n-1)} \cdot e^{-(x^2+r^2)}) \cdot \sin \theta \right\} \\ &= \frac{1}{2} \left[\left\{ \frac{2(n-1)}{r} - 2r \right\} \cos \theta + 2x \sin \theta \right]. \end{aligned}$$

Since the geodesic must be zero, we have that

$$\begin{aligned} \dot{x} &= \cos \theta, \\ \dot{r} &= \sin \theta, \\ \dot{\theta} &= \frac{x}{2} \sin \theta + \left(\frac{n-1}{r} - \frac{r}{2} \right) \cos \theta, \end{aligned} \tag{2.35}$$

where prime denotes a derivative with respect to the parameter s . To find such a curve, we are allowed to use a shooting method.

2.3.3. Self-translating solution. Consider a translating solution of mean curvature flow given by that

$$u(x, t) = \alpha t - \frac{\log \cos(\alpha x)}{\alpha}, \tag{2.36}$$

for time $t \in I = [0, \infty)$, $x \in (-\pi/2, \pi/2)$. We see that the solutions move at the speed α . We refer the reader to [2, 5, 21] for an explanation.

Let us consider that our surface is an entire graph $u(\cdot, t)$ on \mathbb{R}^n , and time $t \in I$. Then we can express the graph of the first n components such that

$$X(p, t) = (\mathbf{x}, u(\mathbf{x}, t)) \tag{2.37}$$



where $\mathbf{x} = (x_1, x_2, \dots, x_n) \in \mathbb{R}^n$. Now taking the derivative with respect to time t of the equation (2.37), we have

$$\frac{\partial X}{\partial t} = \left(\frac{\partial \mathbf{x}}{\partial t}, \nabla u \cdot \frac{\partial \mathbf{x}}{\partial t} + \frac{\partial u}{\partial t} \right). \quad (2.38)$$

The unit normal vector field is given by $\nu = (-\nabla u, 1)/\sqrt{1 + |\nabla u|^2}$ and the mean curvature by

$$-H = \nabla \cdot \left(\frac{\nabla u}{\sqrt{1 + |\nabla u|^2}} \right). \quad (2.39)$$

Since M_t is moving by the mean curvature $\partial X/\partial t = -H(X(p, t))\nu$, we calculate

$$\begin{aligned} -H(X(p, t)) &= \frac{\partial X}{\partial t}(p, t) \cdot \nu(X(p, t)) = \left(\frac{\partial \mathbf{x}}{\partial t}, \nabla u \cdot \frac{\partial \mathbf{x}}{\partial t} + \frac{\partial u}{\partial t} \right) \cdot \nu(X(p, t)) \\ &= -\frac{1}{\sqrt{1 + |\nabla u|^2}} \frac{\partial u}{\partial t}. \end{aligned}$$

Together with (2.39), we obtain the nonlinear and parabolic partial differential equation

$$\frac{\partial u}{\partial t} = \sqrt{1 + |\nabla u|^2} \operatorname{div} \left(\frac{\nabla u}{\sqrt{1 + |\nabla u|^2}} \right). \quad (2.40)$$

2.3.3.1. *Curves in \mathbb{R}^2 .* Now we want to study the evolution under mean curvature flow of graphs. If we consider the flow of planar curves in dimension $n = 1$, we can describe the translating solution with the initial curve and speed 1 as $u(\mathbf{x}, t) = u_0(\mathbf{x}) + t$. Consider the equation of mean curvature flow in \mathbb{R}^2

$$\alpha = \frac{du}{dt} = \sqrt{1 + |u'|^2} \left(\frac{u'}{\sqrt{1 + |u'|^2}} \right)'. \quad (2.41)$$

where primes above denote derivatives with respect to x . Then we solve the differential equation with the initial profile u_0 when $t = 0$, as follows

$$\alpha = \left(1 - \frac{u_0'^2}{1 + u_0'^2} \right) u_0'' = \frac{u_0''}{1 + u_0'^2} = (\arctan u_0')'$$

This gives the graph of $u(\mathbf{x}, t) = -\log \cos x + \alpha t$ where $x \in (0, \pi)$.



Chapter 3

Asymptotic analysis

The phase field approach to interface evolution is based on physical models for problems involving phase transitions. If Ω is a bounded domain, and $\Gamma(t)$ is a hypersurface moving through, then one of two phases has the notion of an order parameter $u : \Omega \times (0, T) \rightarrow \mathbb{R}$, which means the phase of a material by associating with the phases the minima of a C^2 double well bulk energy function $W(\cdot) : \mathbb{R} \rightarrow \mathbb{R}$. For convenience, we suppose that minima of $W(\cdot)$ are at ± 1 and $W(s) = W(-s)$ such that

$$W(s) = \frac{1}{4}(s^2 - 1)^2, \quad s \in \mathbb{R}.$$

Consider the gradient energy functional

$$E(u) = \int_{\Omega} \left(\frac{\epsilon}{2} |\nabla u|^2 + \frac{W(s)}{\epsilon} \right) dx,$$

where ϵ is a small parameter. Gradient flow for this functional leads to the Allen–Cahn equation for singular mean curvature flow

$$\begin{aligned} u_t^\epsilon - \Delta u^\epsilon + \frac{1}{\epsilon^2} f(u^\epsilon) &= 0 \quad \text{in } \mathbb{R}^n \times (0, T) \\ u^\epsilon &= u_0^\epsilon, \end{aligned}$$

with Neumann boundary conditions. The equation was originally introduced by Allen and Cahn [1] to describe the motion of anti-phase boundaries. In some contexts in the literature this equation is also referred as the parabolic Ginzburg-Landau equations. Here and from now on, we consider \mathbb{R}^n , instead of previous \mathbb{R}^{n+1} .



3.1. The distance function

In this part we again assume that Γ is a smooth interface of Ω . Then the distance function of $\Gamma \subset \mathbb{R}^n$ is defined by

$$\text{dist}(x, \Gamma) = \inf_{y \in \Gamma} |x - y|, \quad x \in \mathbb{R}^n,$$

and define the inside and outside of the evolution at time t

$$I_t \equiv \{x \in \mathbb{R}^n | u(x, t) > 0\}, \text{ and } O_t \equiv \{x \in \mathbb{R}^n | u(x, t) < 0\}.$$

From this, we write that

$$(p, t) = \begin{cases} \text{dist}(p, \Gamma_t) & \text{if } p \in I_t, \\ -\text{dist}(p, \Gamma_t) & \text{if } p \in O_t, \end{cases},$$

for $p \in \mathbb{R}^n$, $0 \leq t \leq t^*$. Moreover, geometric properties of the distance function d imply

$$\Delta d(p, t) = \sum_{i=1}^{n-1} \frac{-\kappa_i(p, t)}{1 - d(p, t)\kappa_i(p, t)} = -(\kappa_1 \dots \kappa_{n-1}) - d(p, t)h(p, t) + O(d(p, t)^2), \quad (3.1)$$

where $h(p, t) = \sum_{i=1}^{n-1} \kappa_i^2(p, t)$.

THEOREM 3.1.1. *Let d be the signed distance function as above, then*

$$\begin{aligned} d_t - \Delta d &\geq 0 \quad \text{in } I \cap (R^n \times (0, t^*]) \\ d_t - \Delta d &\leq 0 \quad \text{in } O \cap (R^n \times (0, t^*]). \end{aligned}$$

In other words,

$$d_t - \Delta d = 0 \quad \text{on } \Gamma_t. \quad (3.2)$$

If Γ is a smooth evolution via mean curvature, a direct calculation [6] and limiting behavior of solutions [7] verify $d_t - \Delta d \geq 0$ and $d_t - \Delta d \leq 0$ inside and outside of γ .



3.2. The Allen–Cahn equation

Consider the Allen–Cahn equation

$$u_t^\epsilon - \Delta u^\epsilon + \frac{1}{\epsilon^2} w(u^\epsilon) = 0, \quad (3.3)$$

in $\mathbb{R}^n \times (0, T)$ with initial condition $u^\epsilon = u_0^\epsilon$. The potential W is to satisfy

$$w(s) = W'(s),$$

where

$$\begin{aligned} w(-1) = w(1) = 0, \quad w > 0 \text{ on } (-1, 0), \quad w < 0 \text{ on } (0, 1), \\ w'(-1) > 0, \quad w'(1) < 0, \quad w'(0) < 0, \\ W(-1) = W(1) = 0 \quad \text{and} \quad W > 0 \text{ on } (-1, 1). \end{aligned}$$

Thus, w forms a double well potential

$$W(s) = \frac{1}{2}(s^2 - 1)^2, \quad s \in \mathbb{R}.$$

The potential W has exactly two minima at ± 1 which are both stable. As the minima of W are stable, the equation forces the solution to get close to ± 1 except on a small intermediate layer of width $O(\epsilon)$. This intermediate layer represents the sharp free boundary we are going to approximate. Let Γ_t be a free boundary evolving and consider its signed distance function $d(x, \Gamma_t)$ to be positive in the interior of Γ_t and negative outside. Let $q(s) = \tanh(s)$, it follows that

$$\begin{aligned} q'(s) &= \text{sech}^2(s) \\ q''(s) &= -2 \text{sech}^2(s) \tanh(s). \end{aligned}$$

Consequently,

$$q''(s) = -2q'(s) \cdot q(s) = w(q(s)). \quad (3.4)$$

We then introduce a new function u^ϵ by

$$u^\epsilon \approx q\left(\frac{d}{\epsilon}\right),$$



where $q : \mathbb{R} \rightarrow]-1, 1[$ is the profile of the solution around the free boundary which has to be determined. We compute that

$$\begin{aligned}\partial_t u^\epsilon &= q' \left(\frac{d}{\epsilon} \right) \cdot \frac{\partial_t d}{\epsilon}, \\ \nabla u^\epsilon &= q' \left(\frac{d}{\epsilon} \right) \cdot \frac{\nabla}{\epsilon}, \\ \Delta u^\epsilon &= q'' \left(\frac{d}{\epsilon} \right) \cdot \frac{|\nabla d|^2}{\epsilon^2} + q' \left(\frac{d}{\epsilon} \right) \cdot \frac{\Delta d}{\epsilon}.\end{aligned}$$

Combining with (3.3) and (3.4),

$$\begin{aligned}0 &= q' \left(\frac{d}{\epsilon} \right) \cdot \frac{\partial_t d}{\epsilon} - \left\{ q'' \left(\frac{d}{\epsilon} \right) \cdot \frac{|\nabla d|^2}{\epsilon^2} + q' \left(\frac{d}{\epsilon} \right) \cdot \frac{\Delta d}{\epsilon} \right\} + \frac{1}{\epsilon} w(u^\epsilon) \\ &= \frac{1}{\epsilon} \left\{ \partial_t d - \Delta d + \frac{1}{\epsilon^2} \left\{ -2q' \left(\frac{d}{\epsilon} \right) q \left(\frac{d}{\epsilon} \right) (1 - |\nabla d|^2) \right\} \right\} \\ &= d - \Delta d + \frac{2d}{\epsilon} (|\nabla d|^2 - 1).\end{aligned}$$

Since the above equation suggests that $|\nabla d| = 1$, we get

$$d_t^\epsilon - \Delta d^\epsilon = 0.$$

For the smooth case, we set

$$u_\pm^\epsilon = q \left(\frac{d}{\epsilon} \right) + \epsilon v_\pm^\epsilon$$

and observe that sub and supersolutions

$$\begin{aligned}\epsilon \partial_t u_\pm^\epsilon - \epsilon \Delta u_\pm^\epsilon + \frac{1}{\epsilon} W'(u_\pm^\epsilon) &\leq 0 \\ \epsilon \partial_t u_\pm^\epsilon - \epsilon \Delta u_\pm^\epsilon + \frac{1}{\epsilon} W'(u_\pm^\epsilon) &\geq 0,\end{aligned}$$

respectively. Then the comparison principle gives

$$u_-^\epsilon \leq u^\epsilon \leq u_+^\epsilon.$$

Since

$$u^\epsilon = \begin{cases} +1 & \text{if } d(p, t) > 0, \\ -1 & \text{if } d(p, t) < 0, \end{cases}$$

u^ϵ approximates Γ_t . Finally, (2.12), (3.1) and (3.2) imply that the evolution of Γ_t follows mean curvature flow.



3.3. Discretization of the Allen–Cahn equation

In this section, we describe an unconditionally stable and hybrid numerical method for the Allen–Cahn equation. Let a computational domain be partitioned into a uniform mesh with spacial step h . The center of each cell, Ω_{ij} , is located at $\mathbf{x}_{ij} = (x_i, y_j) = (a + (i - 0.5)h, b + (j - 0.5)h)$ for $i = 1, \dots, N_x$ and $j = 1, \dots, N_y$. Here, N_x and N_y are the numbers of cells in x - and y -directions, respectively. Let ϕ_{ij}^n be approximations of $\phi(x_i, y_j, n\Delta t)$, where $\Delta t = T/N_t$ is the time step, T is the final time, and N_t is the total number of time steps. In this paper, we use an operator splitting method, which is to split the Allen–Cahn equation into a sequence of simpler problems for governing equations:

$$\phi_t = \Delta\phi, \quad (3.5)$$

$$\phi_t = \frac{\phi - \phi^3}{\epsilon^2}. \quad (3.6)$$

As first step, we solve equation (3.5) by applying the Crank–Nicolson method, that is,

$$\frac{\phi_{ij}^* - \phi_{ij}^n}{\Delta t} = \frac{1}{2}(\Delta_h \phi_{ij}^* + \Delta_h \phi_{ij}^n). \quad (3.7)$$

And we use the multigrid method [3, 20] for the numerical solver. The next step is to solve equation (3.6) analytically. Then, the solution is found by

$$\phi_{ij}^{n+1} = \frac{\phi_{ij}^*}{\sqrt{e^{-\frac{2\Delta t}{\epsilon^2}} + (\phi_{ij}^*)^2 \left(1 - e^{-\frac{2\Delta t}{\epsilon^2}}\right)}}. \quad (3.8)$$

The readers can refer to [14] for more details of the unconditionally stable hybrid scheme.

3.3.1. Self-shrinking doughnut. Figure 3.1 shows the evolution of the shrinking doughnut’s interface in a curvature-driven flow on the computational domain, $\Omega = (-4, 4) \times (-4, 4) \times (-4, 4)$, with a $128 \times 128 \times 128$ mesh. The computation is run up to $T = 0.6$ with $\Delta t = 0.002$.



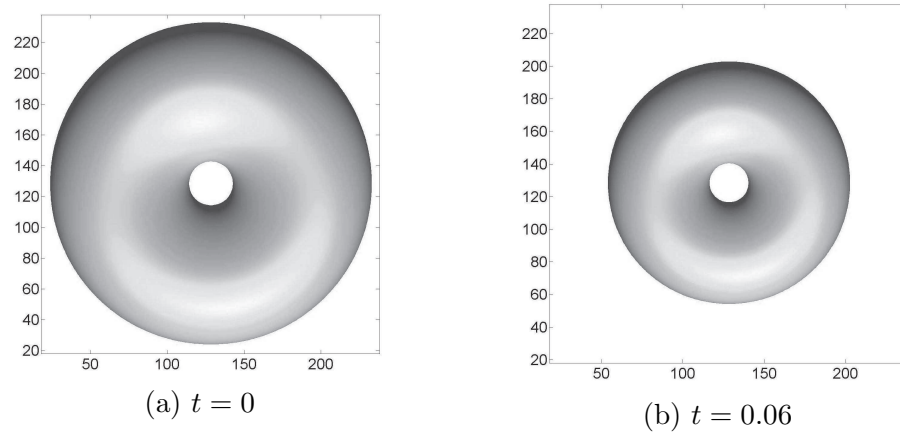


FIGURE 3.1. Shrinking doughnut profile

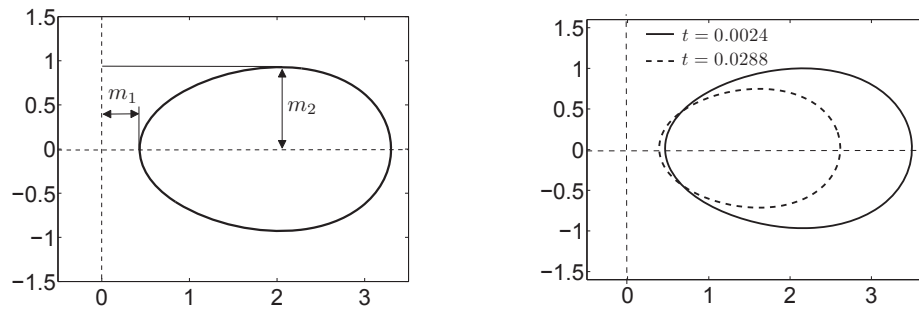


FIGURE 3.2. initial shrinking doughnut and its cross section.

Figures 3.1 and 3.2 show the evolution of mean curvature flow. In figure 3.1, we verify that the torus is shrinking, and figure 3.2 shows the shape of the cross-section of shrinking doughnut, and (a) is a simple curve which starts and ends on the x -axis, and whose tangents on the x -axis are orthogonal to the r -axis. The dot line in (b) is the evolution of the shrinking doughnut. We define the ratio such as

$$\rho(0) = \frac{m_2}{m_1}. \quad (3.9)$$

Then $\rho(t)$ remains constant while the evolution goes on. However, the absence of the rescaling procedure [8] limits the numerical simulations.



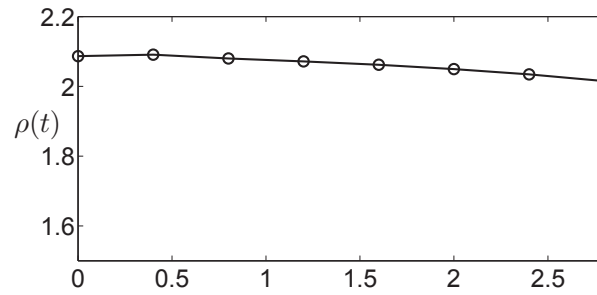


FIGURE 3.3. $\rho(t)$ remains constant with respect to time t

3.3.2. Grim reaper. On the computational domain $[0, 3\pi] \times [0, \pi]$ numerical test is performed with a spatial step size 512×1024 and a temporal step size $\Delta = 3.52e-4$. Figure 3.4 visualizes the graph of analytic and numerical solutions by mean curvature flow. In this graph, we translate by $\pi/2$ to the x -axis for computational convenience.

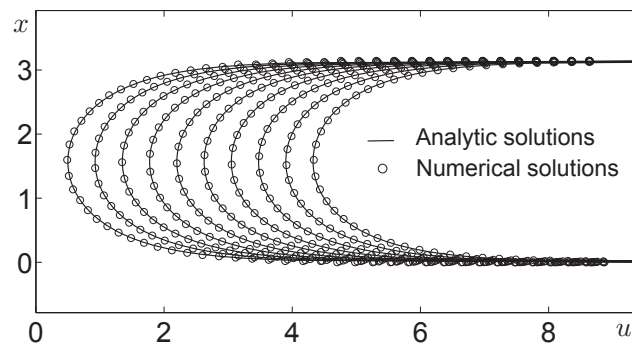


FIGURE 3.4. Graph $u(\mathbf{x}, t) = -\log \cos(x + \pi/2) + t$ by mean curvature flow with speed $\alpha = 1.0$.



Chapter 4

Conclusion

We now finished derivations of self-similar solutions and motion by mean curvature as the singular limit of the Allen-Cahn equation. Furthermore, we applied the phase-field model for simulating the self-similar solutions. In this thesis I theoretically and numerically studied mean curvature flow and self-similar solutions. In theoretical aspect, we showed that the interface motion of the Allen-Cahn equation is driven by mean curvature flow. In numerical aspect, the results are coincided with the theoretical meaning. Actually, many self-similar solutions are not known as well as only indicated by various computations, so that this work benefits us to simulate the motion by mean curvature flow in the phase-field method.



Bibliography

- [1] ALLEN, S. M. & CAHN, J. W. (1979) A microscopic theory for antiphase boundary motion and its application to antiphase domain coarsening. *Acta Metall.* **27**(6), 1085–1095.
- [2] ANGENENT, S.B. (1992) *Shrinking doughnuts, Nonlinear diffusion equations and their equilibrium states*, Boston, Birkhäuser, **7**, 21–38.
- [3] BRIGGS, W. L. (1987) *A Multigrid Tutorial*, SIAM, Philadelphia, PA.
- [4] DO CARMO, M. P. (1974) *Differential Geometry of Curves and Surfaces*, Prentice Hall, Englewood Cliffs, New Jersey.
- [5] ECKER, K. (2004) *Regularity theory for mean curvature flow, Progress in nonlinear differential equations and their applications*, Birkhäuser, Springer Boston.
- [6] EVANS, L.C. & SPRUCK J. (1992) Motion of level sets by mean curvature I. *Trans. AMS.* **330**, 321–332.
- [7] EVANS, L.C., SONER, H.M. & SOUGANIDIS P.E. (1992) Phase transitions and generalized motion by mean curvature. *Comm. Pure Appl. Math.* **45**, 1097–1123.
- [8] HUISKEN, G. (1984) Asymptotic behavior for singularities of the mean curvature flow. *J. Diff. Geometry* **31**, 285–299.
- [9] HUISKEN, G. (1984) Flow by mean curvature of convex surfaces into spheres. *J. Diff. Geometry* **20**, 237–266.
- [10] ILMANEN, T. (1998) *Lectures on mean curvature flow and related equations*, Swiss Federal Institute of Technology, Department of Mathematics.
- [11] KAPOULEAS, S., KLEENE, S., MØLLER, M. (2011) Mean curvature self-shrinkers of high genus: non-compact examples, *arxiv.1106.5454v2*.
- [12] KLEENE, S., MØLLER, M. (2011) Self-shrinkers with a rotational symmetry, *arxiv.1008.1609*.
- [13] KÜHNEL, W. (2002) *Differential geometry, curves-surfaces-manifolds*, AMS.
- [14] LI, Y., LEE, H. G., JEONG, D. & KIM, J. (2010) An unconditionally stable hybrid numerical method for solving the Allen–Cahn equation, *Comput. Math. Appl.* **60**(6), 1591–1606.
- [15] MANTEGAZZA, C., (2011) *Lecture notes on mean curvature flow*, *Progress in Mathematics*, **290**, Birkhäuser.
- [16] MØLLER, M. (2011) Closed self-shrinking surfaces in \mathbb{R}^3 via the torus, *arxiv.1111.7318v1*.
- [17] NGUYEN, X.H. (2012) Complete Embedded Self-Translating Surfaces Under Mean Curvature Flow, *J Geomet Anal.* 1–48.
- [18] RITORÉ, M., SINISTRARI (2010) *Mean curvature flow and isoperimetric inequalities*, Birkhäuser, Basel, Switzerland.
- [19] SPIVAK, M. (2005) *A comprehensive introduction to differential geometry*, 3ED, Publish or perish, Houston, Texas.
- [20] TROTTEMBERG, U., OOSTERLEE, C. & SCHULLER, A. (2001) *Multigrid*, Academic Press, London.
- [21] ZHU, X-P., (2002) *Lectures on mean curvature flows*, *Studies in advanced mathematics*, AMS/IP.

